

		kgCO ₂ /t.cl		
		2018	2019	2020
		860.52	852.46	853.63
1		302.87	295.97	295.86
		530.57	529.58	530.66
2		27.08	26.91	27.11

3.

$$\left(\left(\frac{\text{资源效率} \times \text{能源效率} \times \text{碳捕集利用} \times \text{产品效率} \times \text{下游}}{\text{水泥}} \right) \right) / +$$

4.

$$\left(\left(\frac{\text{资源效率} \times \text{能源效率} \times \text{碳捕集利用} \times \text{产品效率} \times \text{下游}}{\text{水泥}} \right) \right) *$$

1.

$$1 \left(+ \right)$$

2

$$\left(+ \right) \left(+ \right) + \left(+ \right)$$



2.

(
(/
((-
/ -+ %
) +/ %
9C M / %
(% 9E(+* %
*
((((*
*+ (-
(-

(() . +*)* +/

(/

+))

*(+

(

(* %

*

(*
.. + %

+ * - 9E(%

+

+

()

99 H

			kgCO ₂ /t.cl	
1			0.1	0.3
2			4	7
3		<2%	140	285
4			20	50
5			30	45
6	kgCO ₂ /t.cem	+ LC3-	120	170
7		-	40	70
8			6	10
9			5	10
10			30	60
11		CCS	160	350

99

8 99

99

(

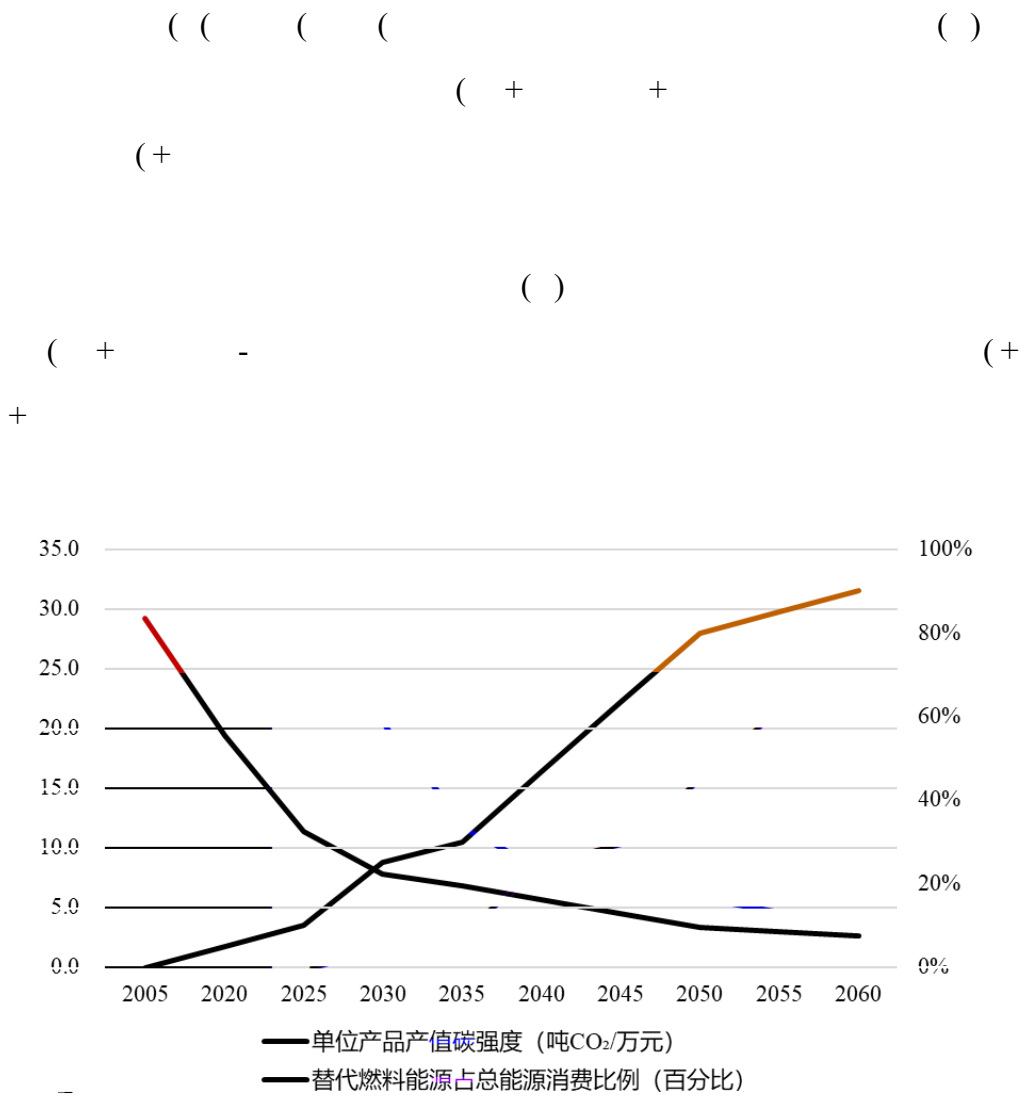
£# ÿ.ã%CE ĘBe3Å

Q 7-\$À Y#FXD° _Ä

'İÉ

)

" Gy



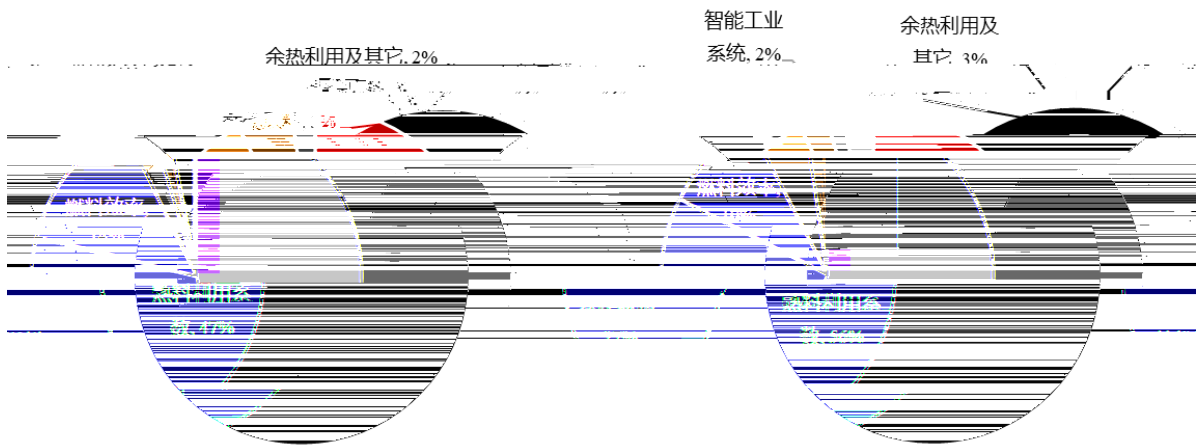
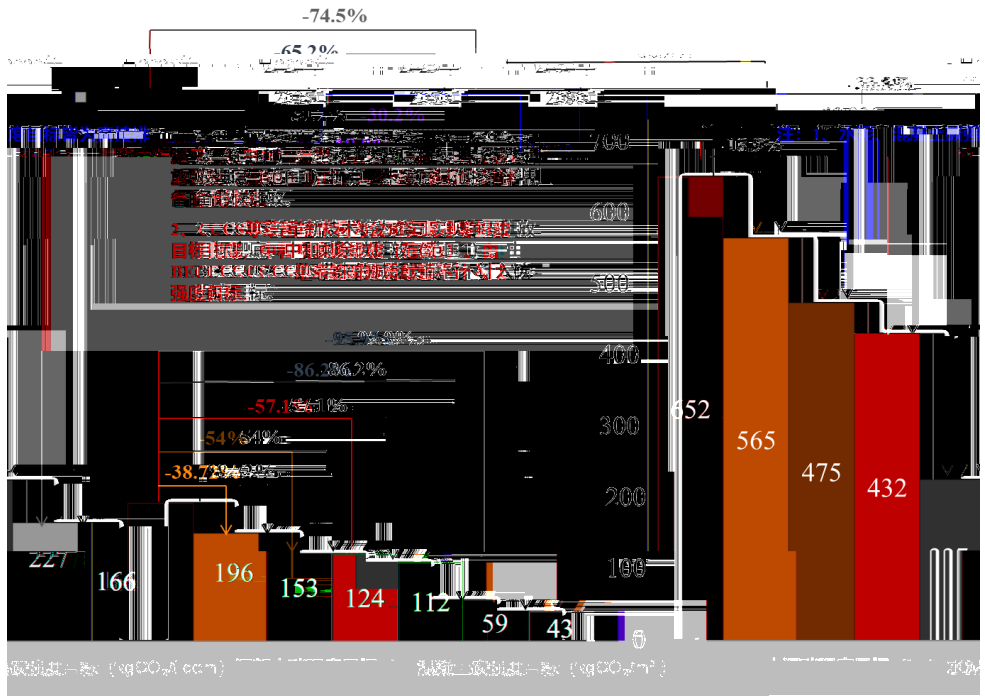
() * - +

(* - +

((() +

(99

8 99 %9 -



((())

	/	92.8~131.47	38.01			

RDF

30.19 108.3~220.4 66.58 83.83

10

9000